
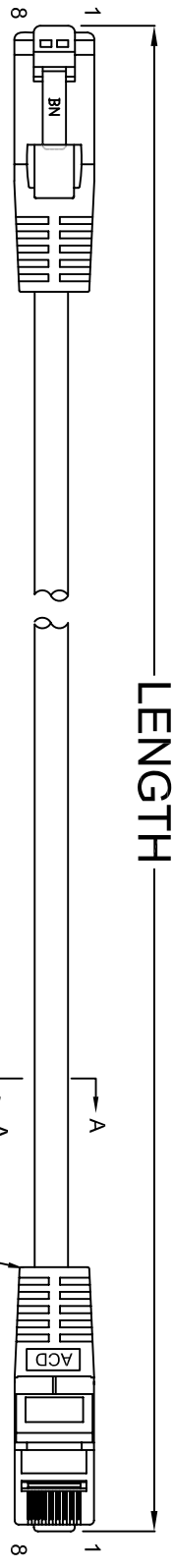


THE INFORMATION CONTAINED IN THIS DRAWING IS THE SOLE PROPERTY OF AMPHENOL CABLES ON DEMAND. ANY REPRODUCTION OR DISCLOSURE TO THIRD PARTIES, IN PART OR WHOLE, WITHOUT THE EXPRESS WRITTEN PERMISSION OF AMPHENOL CABLES ON DEMAND IS PROHIBITED.

REV.	DESCRIPTION	REVISIONS	DATE	APPROVED
A	NEW RELEASE		3/APR/2014	



Length Tolerance:

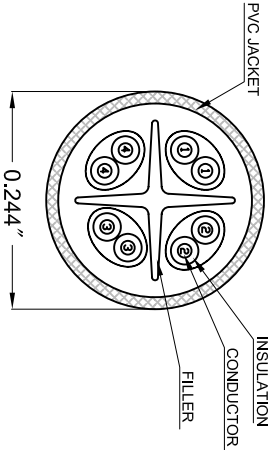
- Length <= 0.5M +30/-0mm
- Length > 0.5M & < 1M +50/-0mm
- Length >= 1M & <= 5M +/-50mm
- Length > 5M & <= 10M +/-100mm

CAT.6 UTP LAN CABLE:

1. Conductor (Stranded): 24AWG(7X0.20mm);
2. Insulation: HD-PE;
3. Color Code:
 - PAIR 1: Blue & White/Blue
 - PAIR 2: Orange & White/Orange
 - PAIR 3: Green & White/Green
 - PAIR 4: Brown & White/Brown
4. Cable Marking:

Amphenol Cables on Demand TYPE CM 24AWG 4PR 75° C (UL) c(UL) E314104 ETL VERIFIED TIA/EIA-568-B-2-1 UTP CAT 6

5. Rated Temperature: 75° C.
6. Rated Voltage: 300V.
7. UL cUL CM TYPE.
8. Impedance: 100± 15% Ω (1~250 MHz)
9. DC-Resistance Capacitance Unbalance: 5%
10. DC-Resistance: 9.38Ω/100m AT 20° C MAX
11. Bandwidth: 250 MHz
12. Bending Radius: 25.4mm (1") min
13. Transmission Requirements TIA/EIA-568-B-2-1 PATCH CORD



PIN OUT: T568B		
PLUG 1	PLUG 2	COLOR
PIN 1	PIN 1	WHITE/ORANGE
PIN 2	PIN 2	ORANGE
PIN 3	PIN 3	WHITE/GREEN
PIN 4	PIN 4	BLUE
PIN 5	PIN 5	WHITE/BLUE
PIN 6	PIN 6	GREEN
PIN 7	PIN 7	WHITE/BROWN
PIN 8	PIN 8	BROWN



UNLESS OTHERWISE SPECIFIED DIMENSIONS ARE IN INCHES TOLERANCES ARE:		EQR NO.	
DECIMALS	±.X	APPROVALS	DATE
X	±.XX	LF	3/APR/2014
.XX	±.XXX	CHECKED	BA
.XXX	±.XXX	RESP ENG	3/APR/2014

Amphenol Cables on Demand
20 VALLEY ST. ENDCOTT, NY 13760
ASM CBL RJ45/RJ45 UTP CAT.6

THIRD ANGLE PROJECTION	W/F G ENG	SIZE	DWG. NO.	REV.
		A	MP - 6 4 R J 4 5 UNNXX	A0

NOTES: UNLESS OTHERWISE SPECIFIED